


SCIENCE FACTORY
Children's Museum & Planetarium
PO Box 1518
Eugene, OR 97440

Science Factory Field Trip Evaluation





Your feedback regarding your field trip experience is important for the evaluation and improvement of our exhibits, our educational programs, and our customer service procedures. Please complete this evaluation form, fold in thirds and return it to us following your visit.

While at the Science Factory did you:

- visit an exhibit
 view a planetarium show
 visit an exhibit plus view a planetarium show
 other _____

If you visited an exhibit, what was the primary exhibit on display?

If you viewed a planetarium show, which show did you see?



OPTIONAL:

Name _____
 School _____
 E-Mail _____

**Please rank the following items using a scale of
 5 = high; 1 = low (NA = not applicable or not able to judge)**

- | | | | | | | |
|---|---|---|---|---|---|----|
| 1. The general quality of the exhibit | 5 | 4 | 3 | 2 | 1 | NA |
| Comment: | | | | | | |
| 2. The general quality of the planetarium show | 5 | 4 | 3 | 2 | 1 | NA |
| Comment: | | | | | | |
| 3. The general quality of the field trip visit..... | 5 | 4 | 3 | 2 | 1 | NA |
| Comment: | | | | | | |
| 4. Helpfulness of pre-visit activities and other materials on
Science Factory website..... | 5 | 4 | 3 | 2 | 1 | NA |
| Comment: | | | | | | |
| 5. Helpfulness of museum staff in scheduling your visit | 5 | 4 | 3 | 2 | 1 | NA |
| Comment: | | | | | | |
| 6. Helpfulness of museum staff during your visit | 5 | 4 | 3 | 2 | 1 | NA |
| Comment: | | | | | | |
| 7. How could the Science Factory make your visit a better learning experience for your students? | | | | | | |
| 8. Do you have suggestions for exhibit themes, displays or programs you would like to see at the Science Factory? | | | | | | |